




## Chennai Paints – BL Mortar

Chennai Paints BL Mortar is a ready to use dry mix mortar formulated by blending selected cement binders, graded aggregates and chemical additives for laying of ACC blocks, wire cut bricks, Hollow blocks and other cement block works.

### Advantages

- Ready to use dry mix mortar, requires only water addition
- Minimize hair line cracks caused due to material shrinkage
- Uniform high strength and smooth surface finish
- Economical as a result of fast installation

- Good fluidity with controlled plasticity helps to get easily absorbed to the surface pores
- Thin bed application helps in clean and neat brick laying practice, resulting in Considerable saving in material consumption.
- Excellent adhesion and good anti-sagging property. Block can be layed up to Lintel level at one stretch. Versatile to use as brick laying mortar.



Pack size 40 & 25 kg  
BOPP Laminated Woven Sacks

 Water Base

### Application

#### Surface Preparation

- The surface must be clean and sound and free of dust, loose particles, cement laitance, grease, rust and other contaminants

#### Mixing

- Pour 6.0–6.5 liters of clean water into a wide mouth plastic container.
- Slowly empty the 25 Kg bag of Chennai Paints BL Mortar into the container and stir well using a mechanical stirrer to obtain smooth lump free consistency paste/ mortar.
- Wait for 5–10 minutes for the polymers in the system to get activated and once again remix the mortar to have a uniform dispersion of polymers for good workability and optimum results

### Direction for Use

#### Surface Preparation

STEP 1

Clean The Surface Well



#### Mixing

STEP 2

Pour 6.0–6.5 liters of clean water into a wide mouth plastic container.



STEP 3

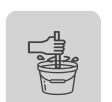
Slowly empty the 25 Kg bag of Chennai Paints BL Mortar into the container



stir well using a mechanical stirrer

STEP 4

Wait for 5–10 minutes for the polymers in the system to get activated and once again remix the mortar.



## Physical Properties

Supplied in Dry Powder Form / Colour Cement Grey / Application Thickness Up to 4-5 mm / Binders Portland cement & Polymers / Filler Selected graded aggregates with maximum 3 mm grain size Water requirement 6.0 - 6.5litres/25 kg bag / Density ASTM C 185 Dry = 1.55 kg / liter Wet = 1.7 kg/liter. Compressive strength ASTM C 109 >14 N/mm<sup>2</sup>@ 28 days Water retention BS 4551 >95%. Drying shrinkage ASTM C531 <0.1%

## Uses

Chennai Paints BL Mortar can be used for all types of block laying and concrete brick laying works. It can also be used on substrates like concrete Block, Cement Mortar Blocks, Concrete hollow blocks, Aerated Light weight blocks, Cellular concrete blocks, Fly Ash Bricks.

## Shelf Life/ Pot Life/ Curing





Open the bag just before use only. Factory sealed packs of this product are guaranteed to be of first quality for 6 months from the date of manufacturing if stored off the ground in a dry area. Pot life 60 minutes & No curing required

## Cleaning

Tools and equipment should be always cleaned promptly with clean fresh water.

## Coverage

For AAC Block size of 600 m X 200 mm X 100 mm

Bed Thickness	Coverage for 25 kg bag
3 mm	 100 Sqft*
4 mm	 75 Sqft*
5 mm	 60 Sqft*
6 mm	 50 Sqft*

Coverage for various AAC Block Size with bed thickness of 3 mm

AAC BLOCKS block size	Coverage for 25 kg bag
100 mm	 85 - 90 Sqft*
150 mm	 70 - 75 Sqft*
200 mm	 45 - 50 Sqft*
230 mm	 30 - 35 Sqft*

\*The Coverage may vary depending upon the block evenness and mortar bed thickness

**Note:** \*The Coverage may reduce for other Cement Block words based on the surface texture.



## Information on Uses & Safety

- All Chennai Paints products contain no added Lead, Mercury, Arsenic or Chromium
- Store the bags/ Packets, in a cool, dry and well ventilated location away from source of ignition and fire.
- Keep out of reach of children and away from food, drink. May be harmful if swallowed. In case of ingestion seek immediate medical attention.
- Avoid contact with skin for prolonged period. In case of any contact with eyes, wash immediately with plenty of water and seek medical attention.
- Use protective equipments like rubber or polythene gloves, safety goggles or glasses, face mask while handling the product
- Do Not pour leftover paste/slurry down the drain or in water courses.
- Left-Over Disposal: Left-over paint/drums/ woven sacks should not be disposed in soil/drains. Consumers should consult a local recycling agency for proper disposal of paint/drums/ sacks etc

Note - Any information and / or specification contained herein is to the best of our knowledge true and accurate, no warranty is given or implied in connection with any recommendation or suggestions made by us, our Representatives, Agents or Distributors, as the conditions of use of any labour involved are beyond our control.

Disclaimer – Information provided on this data sheet is only a guideline for usage. It is advised to undertake a trial of the product before full scale usage. Any information and / or specification contained / shared herein is to the best of our knowledge true and accurate, no guaranty / warranty is given or implied in connection with any recommendation or suggestions made by us the company ( Chennai Paints ), our Representatives, Agents or Distributors, as the conditions of use of any labor involved, site conditions are beyond our control.